



- Easy plug and play installation
- Plugs directly into USB port
- Runs silent
- Keeps your valuable equipment cool while in use
- Lightweight and Portable

## The Cooler

Keeps your laptop, satellite receiver or dvd player etc. running cooler.  
Portable and easy to use.

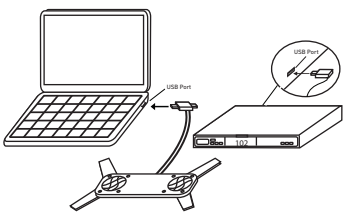
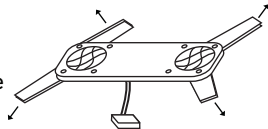
## THE PACKAGE CONTAINS



1 x Laptop / Satellite Receiver Cooler.


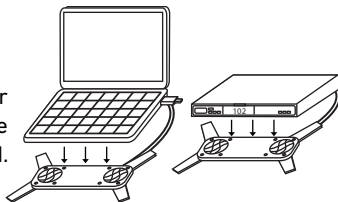
## Basic Setup Diagram

1. Open the struts of the cooler by gently pulling them away from main body. Remove the USB plug and cable from the main unit.



2. Plug the cooler's USB plug into an available USB port on your laptop or satellite receiver.

3. Place your laptop or satellite receiver on the centre of the cooling pad.



4. The cooler draws in air and its fans ventilates the underside of your active laptop or satellite receiver equipment.

## PACKAGING DIMENSIONS

	Weight (kg)	Height (mm)	Width (mm)	Depth (mm)
Package	0,132	171	68	23
Nett. Weight	0,116			